



## TECNOTOP 2C - TWO COMPONENT, ALIPHATIC POLYURETHANE SOLVENT BASED RESIN

TECNOTOP 2C is a two component aliphatic polyurethane resin for treatment, decoration and protection of flooring, has a shiny finishing and forms a hard, strong, continuous film, with excellent adhesion and mechanical properties as its excellent resistance to abrasion and stress that make it resistant to weathering, extreme temperatures and UV radiation. Is suitable for coating protection for traffic deck.



### USES




- As a continuous surface coating for industrial resistant flooring or commercial use.
- Protection against UV rays on TECNOCOAT pure polyurea membrane or DESMOPOL polyurethane membrane on flat or sloped roofs, terraces and balconies.

**NOTE:** call our technical department about the application to other supports or situations

consumption	150~200 g/m <sup>2</sup> /coat
tack free time at 23°C	±2 hours
recoat time at 23°C	4~48 hours
dilution	DESMOSOLVENT (max 5%)
application method	by brush, roller or "airless" equipment



### COLORS

	Neutral
	Grey (RAL7042)
	Red tile (RAL 8004)

### GENERAL FEATURES

- It is a glossy, aliphatic and translucent polyurethane resin
- It is colored using PIGMENTS.
- It has an SRI Index according ASTM E1980-11 (TECNOTOP 2C White color)



- It forms a continuous coating, easy to clean and maintain and resistant to algae and mold growth.
- TECNOTOP 2C should be applied in dry conditions avoiding the presence of humidity or water coming from the surface to be coated or the substrate, whether at the time of application or subsequently (pressure from phreatic water level).
- In the event there is humidity in the substrate at the time of application, consult the technical specifications of our primers where their maximum humidity ranges are specified.
- The final product is obtained by mixing 100% of the two components. If only part of the product is used, make sure that this ratio is always maintained to ensure that the final result retains the product's best qualities.
- TECNOTOP 2C can be applied on a variety of surfaces: concrete, cement, ceramics, TECNOCOAT or DESMOPOL membranes (for UV rays protection)
- Apply on dry, firm substrates, with a surface temperature of between 3 °C above dew point, an ambient temperature of at least 10 °C.
- Mix both components together well using a rod stirrer for around 2 minutes, or until the two components are completely mixed. Then, apply in thin layers.
- TECNOTOP 2C must be applied in thin layers, with roller, brush or airless spray equipment (nozzle: 0.007" to 0.011"; nozzle tip pressure, 180 to 200 kg/m<sup>2</sup>).
- It can be thinned using DESMOSOLVENT, up to 5% for applications with airless spray equipment.
- Do not apply on swimming pools or, in general, on surfaces that undergo total immersion.
- It has CE mark if it is used on the waterproofing systems, TECNOCOAT P-2049, based in pure polyurea or DESMOPOL system based on polyurethane, under european guide ETAG #005. Under EOTA and BBA 16/5340 approvals.

## YIELD

The yield of TECNOTOP 2C varies depending on the layers applied, the type of substrate or the final use. It is applied in thin layers, consumption is approximately 150~200 g/m<sup>2</sup>/layer.

## PACKAGING

Metal tins in two different formats:

- LARGE: 17,2 kg + 2,8 kg
- SMALL: 4,3 kg + 0,7 kg (only in neutral and grey color)

## SHELF LIFE

Component A expires after 24 months, component B expires after 12 months, at temperatures between 5° C and 35°, provided it is stored in a dry place. Once the tin has been opened, it must be used immediately.

## APPLICATION METHOD

In general, you should take the following factors:

- repair the surface (fill in depressions, eliminate unevenness, eliminate any old waterproofing, etc.)
- singular points preparation (perimeter, sinks / evacuations, expansion joints or structural)
- clean up the surface or substrate, removing any dust, dirt, grease or efflorescence.
- the surface has to be enough compressive strength of adhesion of the membrane. If it were not so, we will proceed to apply our primers resins to achieve this target
- in case of doubt of all above, apply before in a restricted area and to check

TECNOTOP 2C can be applied to many different surfaces and the procedure will vary depending on its nature or state. Below we set out some of the application for the most common surfaces; for other surfaces not described, please contact our technical department.



**TECNOCOAT/DESMOPOL, waterproofing membranes**

- clean up the surface or substrate, removing any dust, dirt, grease or efflorescence
- apply PRIMER PU-1000/PRIMER EPw-1070, with a yield of approximately 50~70 g/m<sup>2</sup>, if the time of application of membrane(TECNOCOAT or DESMOPOL) is over 24~48 h, and depending on the state of the substrate or the surface's porosity too.
- apply by roll, thin layers of colored TECNOTOP 2C

**Cement or concrete surfaces**

- any depressions or voids should be repaired using a mix (ratio of  $\pm 1:4$ ) of our epoxy resin PRIMER EP-1020 mixed with silica sand.
- fill joints with MASTIC PU, polyurethane mastic
- the concrete should be completely cured (concrete curing takes 28 days) or, in any case, the maximum level of humidity allowed for the substrate should be verified, depending on the primer used.
- any concrete laitance or release agents should be eliminated and an open pore surface achieved by grit blasting, milling or sanding.
- clean up the surface or substrate, removing any dust, dirt, grease or efflorescence.
- apply PRIMER PU-1050/PU-1000, with a yield approximately 250 g/m<sup>2</sup> (two layers) always depending on the state of the substrate or the surface's porosity.
- apply by roll, thin layers of colored TECNOTOP 2C

**Ceramic surfaces**

- ceramic surfaces should not have empty joints or loose elements or parts. These should be filled with MASTIC PU, complemented with TECNOBAND 100 on the joints if necessary.
- for rapid and efficient cleaning of the surface use pressurized water and check that it evaporates completely. Also verify that all dust and other physical contaminants have been eliminated.
- next apply the required primer; in these cases of non-porous surfaces use the water-based epoxy PRIMER EPw-1070.
- apply by roll, thin layers of colored TECNOTOP 2C

**Painted surfaces**

- if the existing paint is in good conditions, clean the surface with a mixture of water and industrial detergent. Leave to dry.
- remove the existing paint if it does not offer good bonding conditions and eliminate any substrate in poor condition as this could hamper TECNOTOP 2C bonding.
- clean up and leave to dry
- apply PRIMER EPw-1070, with a yield of approximately 250 g/m<sup>2</sup> (two layers) always depending on the state of the substrate or the surface's porosity. Apply the necessary layers to coat fully.
- apply by roll, thin layers of colored TECNOTOP 2C

**APPLICATION TYPES**

If so required, TECNOTOP 2C can be applied with a non-slip finish as follows:

**multi layer system (adding SILICA SAND)**

- apply a initial coat of TECNOTOP 2C
- spread with SILICA SAND, over the still wet resin
- finally, apply a finish coat of colored TECNOTOP 2C

**TECNOPLASTIC F/C system**

- apply an initial coat of TECNOTOP 2C blended with TECNOPLASTIC F/C (maximum 8%, recommended  $\pm 5\%$ )
- followed by a over layer of TECNOTOP 2C. Certificate system as even with the ENV 12633: 2003 (slipperiness of floor) to get a classification CLASS 3 (Rd> 45), , according to dosage (consult our technical department).

**Notes:**

- Consult in all cases the waiting times, drying time, singular points treatment, conditions of application of all the products through the technical data sheets of each product, the technical handbook of application of TECNOCOAT , or consult our technical department.
- For other types of supports/substrates, for further information on the execution application procedure, for any additional questions, please, consult the technical data sheets (TDS) of these products, or our technical department.
- These guidelines are valid although they can be modified, according to the situation of the supports, conditioning of the bearing structures of the elements to be waterproofed, external climatology or situation at the time of application

## COMPLEMENTARY PRODUCTS

TECNOTOP 2C may be complemented with the following products as a means of protection or to improve its physical-mechanical properties depending on its exposure, the desired finish or the type of substrate.

- PRIMER EP-1020: mixed with silica sand in a ratio of  $\pm 1:4$ , or calcium carbonate in ratio  $\pm 1:2$ , this is used to fill in depressions in concrete surfaces, rapidly providing a firm and fast drying even base.
- PRIMER PU-1050/PRIMER EPw-1070/PRIMER PUc-1050/PRIMER PU-1000: these several resins are applied on the substrate beforehand to improve bonding and level the surface, as well as regulating the humidity in the substrate (see permitted levels in their technical specifications).Consumption may vary depending on the type of support, nature or surface texture. Consult the technical specifications of each product or our technical department.
- TECNOPLASTIC F/C: this plastic powder, once mixed with TECNOTOP 2C forms a rough surface, conforming even to norm ENV 12633:2003 (floors slipperiness), to achieve Class 3 (>45 slip resistance), depending on dosage (consult our technical department).
- TECNOBAND 100: cold bond deformable band made up of an upper layer of non-woven textile and lower layer of viscoelastic self-adhesive coating, which together allow it to adapt to the shape of the substrate. This band is ideal when dealing with structural joints and overlapping metal materials.
- MASTIC PU: polyurethane mastic for filling joints (use together with TECNOBAND 100 when necessary).

## HANDLING AND TRANSPORT

These safety recommendations for handling, are necessary for the implementation process as well as in the pre-and post, on exposure to the loading machinery.

- Respiratory Protection: When handling or spraying use an air-purifying respirator.
- Skin protection: Use rubber gloves, remove immediately after contamination. Wear clean body-covering. Wash thoroughly with soap and water after work and before eating, drinking or smoking.
- Eye / Face: Wear safety goggles to prevent splashing and exposure to particles in air.
- Waste: Waste generation should be avoided or minimized. Incinerate under controlled conditions in accordance with local laws and national regulations.

Anyway, consult the material and safety data sheet of the product (MSDS) or contact our technical department.



## TECHNICAL FEATURES

PROPERTIES	VALUES
Density at 23 °C ISO 1675	±1,20±2 g/cm <sup>3</sup>
Solid contents ISO 1768	±71%
Mixing ratio	1:6,14
VOC(volatile organic compounds)	250/230 g/l
Pot life at 23 °C	> 1 hour
Adherence to concrete at 23 °C	>2 MPa (N/mm <sup>2</sup> )
Elongation at break ISO 527-3	±35%
Tack free time at 23 °C	±2 hours
Complete cured time at 23°C	7 days
Support temperature range	8 °C~30 °C
Environmental temperature range	8 °C~ 35 °C
Repaint time at 23 °C	4~48 hours
Walkable(pedestrian) at 23 °C	±24 hours
Use/service range temperature	-30 °C~80 °C
Application method	by roll or airless equipment
Dilution (machine application)	DESMOSOLVENT (max. 5%)

These values in this table are approximate, and can vary depending on the situation of the carrier or application methodology employed.

NOTICE: While all the information presented in this document is believed to be reliable and to represent the best available data on these products, do not constitute sales specifications. The product properties may be changed without notice. NOTHING HEREIN IS TO BE CONSTRUED AS A WARRANTY, EXPRESS OR OTHERWISE. IN ALL CASES, IT IS THE RESPONSIBILITY OF THE USER TO DETERMINE THE APPLICABILITY OF SUCH INFORMATION AND RECOMMENDATIONS AND THE SUITABILITY OF ANY PRODUCT FOR ITS OWN PARTICULAR PURPOSE. Liability of Tecnopol Sistemas and its affiliates for all claims is limited to the purchase price of the material. Products may be toxic and require special precautions in handling. User should obtain detailed information on toxicity, together with proper shipping, handling and storage procedures, and comply with all applicable safety and environmental standards. No freedom from any patents or other industrial or intellectual property rights is granted or to be inferred.

